

5k FLARELESS TUBE SAFETY SCREEN ADAPTER

The 5k Flareless Tube Safety Screen Adapter integrates The Lee Company's field proven HI-BAR® screen into a new Ring Locked Adapter design. Compared to conventional flareless tube Ring Locked Adapters rated for 4000 psi, this flareless adapter design can handle system pressures up to 5080 psi. This is a perfect match for the robust Lee HI-BAR Safety Screens which are rugged enough to withstand pressure differentials up to 7500 psi without burst or collapse.

The Lee HI-BAR® Safety Screens are machined entirely from 15-5PH stainless steel while the adapter is manufactured from lightweight 6AL-4V titanium. Once the screen is installed into the fitting, each component is 100% proof pressure tested before shipment to ensure reliable performance.

The new 5k Flareless Tube Safety Screen Adapters are available in -4, -6, -8 and -10 configurations, and meet both of the latest aerospace specifications, AS5550 and ABS0993. In addition, seven standard hole sizes ranging from 0.002" (50 micron) to 0.020" (500 micron) in diameter are offered. Special designs are available upon request. Contact your Lee Sales Engineer for additional information or technical assistance.

† The Lohm is a measure of flow resistance. Example: One Lohm will permit a flow of 100 GPM of water at 25 psid at 80°F.

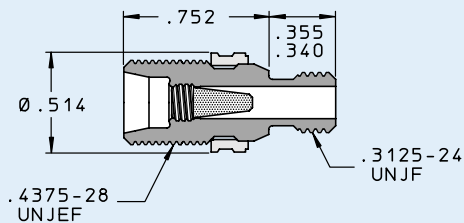
†† The ROB (Resistance to Blockage) factor is a system of rating the relative resistance to blockage of safety screens. The higher the ROB number, the more resistance to blockage.

Additional information can be found at www.TheLeeCo.com or contact your Lee Sales Engineer for more information.

- System Pressures to 5080 psi
- 100% Proof Pressure Tested
- Available in -4, -6, -8 and -10 Configurations
- Screen Burst/Collapse Pressure: 7,500 psid (min.)
- Holes Sizes from 0.002" - 0.020"
- Custom Designs Available



-4 Safety Screen Adapter



Fitting per AS5550-04 & ABS0993-04 except I.D.

-4 SPECIFICATIONS

Lee Part Number	Lohm† (nom.)	Burst / Collapse Pressure psid (min.)	ROB †† Number	Hole Size (in)	Hole Size (µm)	Open Area (in ²)	Total Area (in ²)	Number of Holes
FSIP0404020A	95	7500	0.3	0.002	50	0.010	0.10	3185
FSIP0404030A	95	7500	0.7	0.003	75	0.013	0.10	1840
FSIP0404040A	85	7500	1.4	0.004	100	0.018	0.10	1430
FSIP0404060A	85	7500	3.0	0.006	150	0.018	0.10	635
FSIP0404080A	85	7500	5.7	0.008	200	0.018	0.10	360
FSIP0404150A	85	7500	39	0.015	380	0.024	0.10	135
FSIP0404200A	85	7500	83	0.020	500	0.024	0.10	75

MATERIALS

Part	Material	Specification	Finish
Adapter	6AL-4V Ti	AMS 4928, AMS 4965 or AMS 4967	AMS 2488 Type 2
Lock Ring	A286 CRES	AMS 5731, 5732, 5734 or 5737	Passivate
Screen	15-5PH CRES	AMS 5659	Passivate

5k FLARELESS TUBE SAFETY SCREEN ADAPTER

-6 SPECIFICATIONS								
Lee Part Number	Lohm [†] Rate (nom.)	Burst / Collapse Pressure psid (min.)	ROB ^{††} Number	Hole Size (in)	Hole Size (µm)	Open Area (in ²)	Total Area (in ²)	Number of Holes
FSIP0606020A	40	7500	0.6	0.002	50	0.02	0.23	7325
FSIP0606030A	40	7500	1.6	0.003	75	0.03	0.23	4230
FSIP0606040A	35	7500	3.5	0.004	100	0.04	0.23	3340
FSIP0606060A	35	7500	7.6	0.006	150	0.04	0.23	1485
FSIP0606080A	35	7500	14	0.008	200	0.04	0.23	835
FSIP0606150A	35	7500	90	0.015	380	0.06	0.23	310
FSIP0606200A	35	7500	226	0.020	500	0.06	0.23	190

-8 SPECIFICATIONS								
Lee Part Number	Lohm [†] Rate (nom.)	Burst / Collapse Pressure psid (min.)	ROB ^{††} Number	Hole Size (in)	Hole Size (µm)	Open Area (in ²)	Total Area (in ²)	Number of Holes
FSIP0808020A	25	7500	1.6	0.002	50	0.06	0.56	17825
FSIP0808030A	25	7500	3.7	0.003	75	0.07	0.56	10330
FSIP0808040A	20	7500	8	0.004	100	0.10	0.56	7960
FSIP0808060A	20	7500	17	0.006	150	0.10	0.56	3535
FSIP0808080A	20	7500	31	0.008	200	0.10	0.56	1990
FSIP0808150A	20	7500	211	0.015	380	0.13	0.56	735
FSIP0808200A	20	7500	457	0.020	500	0.13	0.56	415

-10 SPECIFICATIONS								
Lee Part Number	Lohm [†] Rate (nom.)	Burst / Collapse Pressure psid (min.)	ROB ^{††} Number	Hole Size (in)	Hole Size (µm)	Open Area (in ²)	Total Area (in ²)	Number of Holes
FSIP1010020A	13	7500	2.7	0.002	50	0.09	0.90	28650
FSIP1010030A	13	7500	5.9	0.003	75	0.12	0.90	16550
FSIP1010040A	10	7500	13	0.004	100	0.16	0.90	12730
FSIP1010060A	10	7500	27	0.006	150	0.16	0.90	5660
FSIP1010080A	10	7500	50	0.008	200	0.16	0.90	3185
FSIP1010150A	10	7500	358	0.015	380	0.22	0.90	1245
FSIP1010200A	10	7500	770	0.020	500	0.22	0.90	700

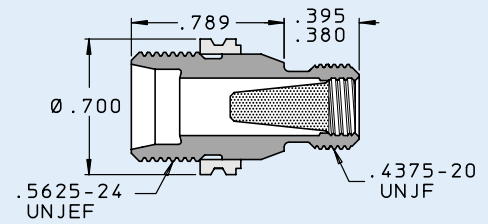
MATERIALS			
Part	Material	Specification	Finish
Adapter	6AL-4V Ti	AMS 4928, AMS 4965 or AMS 4967	AMS 2488 Type 2
Lock Ring	A286 CRES	AMS 5731, 5732, 5734 or 5737	Passivate
Screen	15-5PH CRES	AMS 5659	Passivate

† The Lohm is a measure of flow resistance. Example: One Lohm will permit a flow of 100 GPM of water at 25 psid at 80°F.

†† The ROB (Resistance to Blockage) factor is a system of rating the relative resistance to blockage of safety screens. The higher the ROB number, the more resistance to blockage.

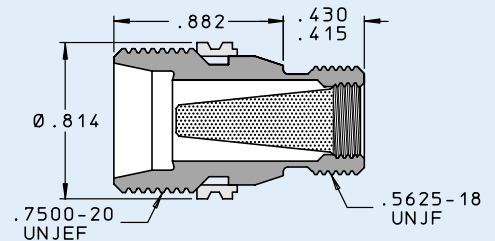
Additional information can be found at www.TheLeeCo.com or contact your Lee Sales Engineer for more information.

-6 Safety Screen Adapter



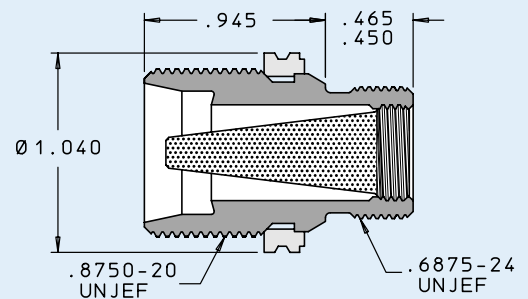
Fitting per AS5550-06 & ABS0993-06 except I.D.

-8 Safety Screen Adapter



Fitting per AS5550-08 & ABS0993-08 except I.D.

-10 Safety Screen Adapter



Fitting per AS5550-10 & ABS0993-10 except I.D.