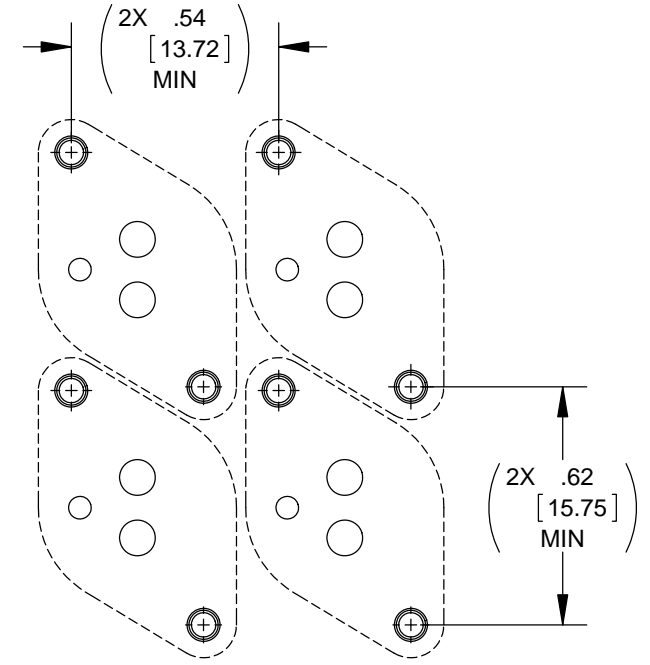
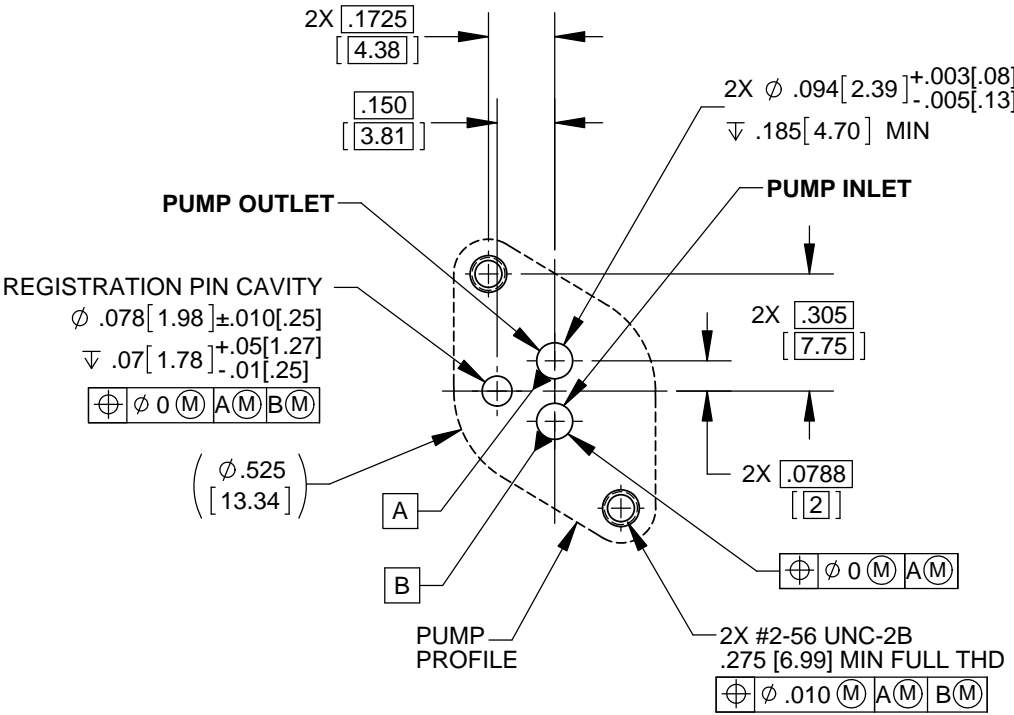


DWG. NO.
LSIX1001470A

PROPRIETARY ITEM
This document contains proprietary information and is submitted upon the express condition that the information contained herein will not be used directly or indirectly in any way detrimental to the interests of the LeeCompany, and/or in violation of regulation DAR 7-104.9 (a) (1 July 1974). et seq.

REV	DATE	BY	DESCRIPTION
A	06/04/13	DKR	INITIAL DRAWING RELEASE

B



B

A

A

PUMP CENTER

-FMF-
THE LEE CO
ESSEX, CT

DO NOT SCALE DRAWING
UNLESS OTHERWISE SPECIFIED
DIMENSIONS ARE IN INCHES [mm]
.XX ± .015 [0.38]
.XXX ± .005 [0.13]
.XXXX ± .001 [0.025]
ANGLES ± 2°
INT CORNER R. 01 [0.25] MAX
EXT CORNER R. 01 [0.25] MAX
SURFACE FINISH 63 $\sqrt{1.60}$

DRAWN	DKR	04/26/13
CHK'D	SFS	06/06/13
APP'D	BWH	06/10/13

TITLE MOUNTING BOSS-LPM PUMP



The Lee Company
55 Bokum Rd., Essex, Ct 06426

MODEL NO.
LSIX1001470


REV.
03

MATERIAL

SIZE A	CODE IDENT NO ONZR4	DWG. NO. LSIX1001470A	REV A
-----------	------------------------	--------------------------	----------

REF. NO.

THIRD ANGLE PROJECTION



NOTES AND DIMENSIONS SHOWN
HEREON ARE FOR INSPECTION
IDENTIFICATION ONLY.
ALL MANUFACTURING RIGHTS
ARE RESERVED.

SCALE 2:1

SHEET 1 OF 1

SPG SWAL_2008-03-06

4

3

2

1